

The **BA458C** is an intrinsically safe second-generation flow batch controller that supersedes the successful BA350BP and BA350BC. This controller is ideal for accurately dispensing liquids, solids or components in a hazardous area and despite its sophisticated control functions, it is very easy to configure and use. Carefully designed display screens, annotated in English, French, or German, lead the user intuitively through the available options. The BA458C accepts a pulse or 4/20mA analogue input and incorporates a square root extractor and sixteen point lineariser allowing use with almost any flowmeter or sensor. Separate total and rate scaling factors enable the dispensed quantity and the rate of dispensing to be displayed in the same or in different engineering units.

**Single or two-stage control** can be performed by the BA458C with a third output available to control an additional valve or pump. To ensure maximum accuracy, overrun compensation may be selected to automatically minimise batching errors caused by actuator delays.

The **backlit display** is readable in all lighting conditions. The user screen may be selected so that the operator is only presented with essential process information. Variables that may be displayed include dispensed quantity, batch setpoint, rate of dispensing and controller status. Most of the standard display screens also include a bargraph showing batch progress. A record of total product dispensed is maintained as a grand total together with a history of the last ten batches.

**Up to nine setpoints** may be pre-entered and selected by the operator when required. To simplify selection, each setpoint may be identified by a plain language name having up to sixteen alphanumeric characters.

The **three isolated outputs** are individually configured as control or status outputs. If more are required, a factory fitted option provides three additional identical isolated outputs.

**Front panel push buttons** allow the operator to start and stop the batch and to reset the controller at the end of each cycle. For applications where large or remote push

buttons are required, control may be transferred to external switches with or without inhibiting the front panel controls.

**Counting may be inhibited** during a batch by closing an external contact. This product may be re-cycled whilst being heated, or the batching system may be purged without affecting the quantity dispensed.

**Selectable automatic restart** causes the BA458C batch controller to execute the batching operation a pre-set number of times. The delay between batches may be set between 1 second and 24 hours, thus enabling the controller to perform regular dosing and sampling operations.

**ATEX & UKCA certification** permits the BA458C to be installed in all hazardous gas areas. The magnetic pick-off, voltage pulse and 4/20mA inputs comply with the requirements for simple apparatus, allowing direct connection to most certified flowmeters. Switch contacts and a wide range of certified proximity detectors may also be directly connected to the BA458C. All three control outputs are galvanically isolated and certified as separate intrinsically safe circuits with output parameters complying with the requirements for simple apparatus. This allows most certified hazardous area loads such as valves, lamps, and sounders to be controlled, or the output may be transferred to the safe area via a wide range of Zener barriers or galvanic isolators. For use in the USA and Canada the BA458C has FM and cFM intrinsic safety and nonincendive approval.

**Controller configuration** may be performed via the front panel push buttons or optional external switches. To prevent accidental or unauthorised adjustment, access to the configuration menus is restricted by an external security link and an optional user definable four digit security code.

**For field mounting applications** the BA454D provides the same batching facilities but is housed in a robust IP66 GRP enclosure suitable for external mounting. A complementary range of non-certified models for use in safe areas is also available.

# BA458C

## Flow batch controller

*Intrinsically safe for use in all gas hazardous areas*

- ◆ Easy to use
- ◆ Intrinsically safe
- ◆ High contrast display with backlight.
- ◆ Pulse or 4/20mA current source input.
- ◆ 3 or 6 outputs
- ◆ 9 selectable batch setpoints.
- ◆ IP66 front panel
- ◆ 3 year guarantee

[www.beka.co.uk/ba458c](http://www.beka.co.uk/ba458c)



# BEKA

## associates

BEKA associates Ltd. Old Charlton Rd.  
Hitchin, Hertfordshire, SG5 2DA, U.K.  
Tel. (01462) 438301 e-mail [sales@beka.co.uk](mailto:sales@beka.co.uk)  
website: [www.beka.co.uk](http://www.beka.co.uk)

## SPECIFICATION

### Power supply

Voltage	Must be powered via a Zener barrier or galvanic isolator, 11V min required between terminals 1 and 2.
Current	33 mA typical when powered from 24V via 28V 300Ω Zener barrier

### Pulse inputs

Switch contact	Linear or via 16 point lineariser
Closed	Less than 100Ω
Open	Greater than 1kΩ
Proximity detector	2-wire NAMUR
Magnetic pick-off	40mV peak to peak min
Voltage pulse (low)	
Low	Less than 1V
High	Greater than 3V; 30V max.
Voltage pulse (high)	
Low	Less than 3V
High	Greater than 10V; 30V max.

Open collector	
Closed	Less than 2kΩ
Open	Greater than 10kΩ

Frequency	
Switch contact	100Hz maximum
All other pulse I/P	5kHz maximum

### 4/20mA input

Function	From current source
Voltage drop	Linear or root extracting
Accuracy at 20°C	0.6V at 20mA
Linear	0.3 % of span
Root extracting	±16 μA at input ±0.3 % of span
Frequency	2Hz maximum
Temperature effect	Less than 0.025%/°C

**Inhibit** Linking terminals 18 & 20 prevents input signal being counted.

### Display

Size	86.5 mm x 45 mm LCD
Backlight	Green

6 selectable operator screens showing combinations of:	Batch controller status Quantity dispensed Batch setpoint Rate of dispensing Status of control outputs
--	--

### Outputs

	Three galvanically isolated solid state dc switches.
On	Less than 5Ω + 0.7V
Off	Greater than 1MΩ
IS parameters	U <sub>i</sub> =28V; I <sub>i</sub> =200mA; P <sub>i</sub> =0.85W
Switching time	0.2s max

Control 1 Closes when start button is operated and opens when dispensed quantity equals the batch setpoint.

Outputs 2 & 3 may be configured as: *Control 2 or Control 3 (parameters for each are separately adjustable)*

Closes a pre-set time after Control 1 closes and open a pre-set dispensed quantity before the dispensed quantity equals the batch setpoint.

#### Flow alarm

Closes when the rate of dispensing falls below a pre-set value. Also causes batch controller to pause.

#### Reset status

Closes when controller is reset and opens when batch is started.

#### Batch status

Opens when batch is started and closes when batch is complete.

#### Pulse output

Scaled number of pulses proportional to quantity dispensed. Frequency 4 Hz max.

### Front panel push buttons

(Control may be transferred to external switches with or without disabling the front panel push buttons.)

Start	Energises Control 1
Stop	During a batch de-energises Control 1, 2 & 3 causing the batch to pause.
Reset	Resets the batch display to zero or to the batch setpoint if the controller is counting down.
Menu	Provides access to four functions if they are enabled: Select pre-entered batch setpoint Adjust batch setpoint View size of last 10 batches Configuration menu

### Security

Operator menu	May be protected by an optional four digit code.
Configuration menus	Protected by external link or switch, plus optional four digit code.

### Intrinsic safety

#### Europe ATEX and UKCA

Code	Group II Category 1G Ex ia IIC T5 Ga (T <sub>amb</sub> = -40°C to 60°C)
Cert. Nos.	<a href="#">ITS03ATEX21379X</a> & <a href="#">ITS21UKEX0081X</a> <i>Special condition only apply for installations in Zone 0</i>
Location	Zone 0, 1 or 2

#### USA FM

Standard	3610 Entity
Code	CL I; Div 1; GP A, B, C D T4; Ta = 60°C

Standard	3611 Nonincendive
Code	CL I; Div 2 GP A, B, C & D T4; Ta = 60°C

File [3033262](#)

#### Canada cFM

File [3033262C](#)

### Environmental

Operating temp	-20 to 60°C (certified for use at -40°C)
Storage temp	-40 to 85°C
Humidity	To 95% @ 40°C
Enclosure	Front IP66, rear IP20
EMC	Complies with EMC Directive 2014/30/EU
Immunity	No error for 10V/m field strength between 150kHz and 1GHz.
Emissions	Complies with the requirements for Class B equipment.

### Mechanical

	See page 148 for enclosure & terminal details
Terminals	Removable with screw clamp for 0.5 to 1.5mm <sup>2</sup> cable.
Weight	0.7 kg


### Accessories

Additional outputs	Three programmable outputs having the same specification as outputs 2 & 3.
Tag number	Thermally printed strip on rear of instrument.

## HOW TO ORDER

	<b>Please specify</b>
Model number	BA458C
	<b>Please specify if required</b>
Accessories	Additional 3 outputs
Outputs 4, 5 & 6	Legend
Tag strip	

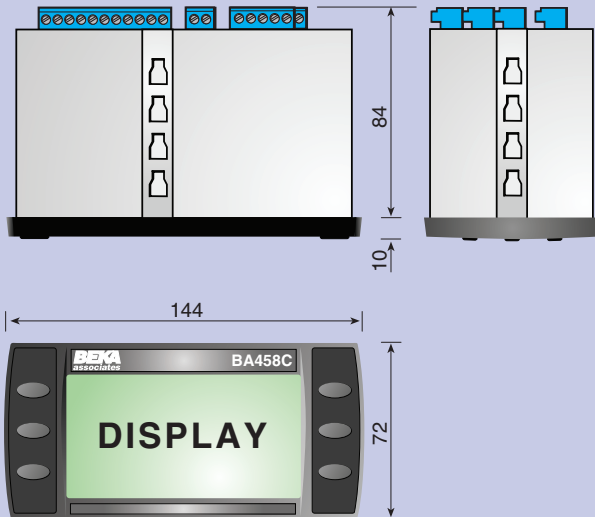
## DIMENSIONS (mm)



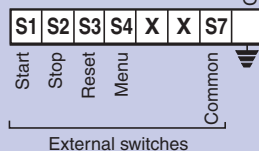
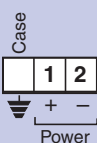
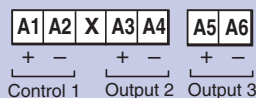
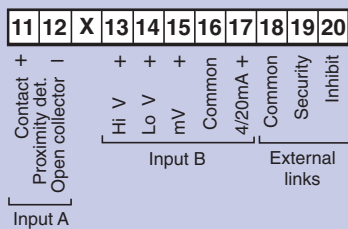
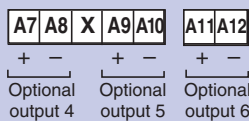
### Recommended panel cut-out

To achieve an IP65 seal between the instrument and the panel 136.0 +0.5/-0.0 x 66.2 +0.5/-0.0  
Four panel mounting clips must be used

DIN 43 700  
138.0 +1.0/-0.0 x 68.0 +0.7/-0.0



## TERMINAL CONNECTIONS



'X' Do not use

## TERMINAL DESCRIPTIONS

Case		For earthing the enclosure		
1	+	Power supply		
2	-			
11	+	Proximity detector, switch contact or open collector	Input A	
12	-			
13	+	High voltage Low voltage mV (Magnetic pick-off) Common for input B	Input B	
14	+			
15	+			
16	-			
17	+	4/20mA		
18		Common for links Configure security link Inhibit input link	Externals Links	
19				
20				
S1		Start Stop Reset Menu Do not use Do not use Common for switches	External Switches	
S2				
S3				
S4				
S5				
S6				
S7				
Case		For earthing the enclosure		
A1	+	Control 1		
A2	-			
A3	+	Output 2	Outputs 2 and 3 may each be configured to have one of six functions	
A4	-			
A5	+	Output 3		
A6	-			
A7	+	Output 4		
A8	-			
A9	+	Output 5	If fitted optional outputs 4, 5 and 6 may each be configured to have one of six functions.	
A10	-			
A11	+	Output 6		
A12	-			

only one input may be used